



1979 Media Guide

The Molson Canadian Cup Player of the Game/ Player of the Year awards

The Blizzard is pleased to welcome Molson's as the sponsor of an awards program to honour outstanding achievement by individual Blizzard players.

Such awards are a tradition in North American sport and its inauguration on behalf of the Blizzard is an appropriate addition.

A Player of the Game will be chosen by media vote for each home game. The player so chosen will be suitably honoured on the field immediately upon completion of the game.

The Player of the Year will again be decided by media vote. This selection should reflect the winning player's dedication, consistency and overall contribution to the team.

We are confident that, as the Blizzard grows in fan popularity and acceptance, so too will the Molson Canadian Cup grow in recognition and stature as a symbol of soccer excellence in North America.





1979 Schedule

(All Times Eastern)

March

31 Saturday at Houston ☐ 9:00

April

8 Sunday FORT LAUDERDALE ☒ 2:00

14 Saturday at Tampa Bay ☒ 8:00

22 Sunday MINNESOTA ☒ 2:00

25 Wednesday TAMPA BAY ☐ 7:30

May

4 Friday NEW YORK 7:30

6 Sunday CHICAGO ☒ 2:00

12 Saturday at Fort Lauderdale ☐ 8:00

16 Wednesday TULSA 7:30

19 Saturday at Dallas ☒ 9:00

26 Saturday at New England ☐ 8:00

June

1 Friday ATLANTA 7:30

3 Sunday at New York ☐ 2:30

6 Wednesday WASHINGTON 7:30

9 Saturday at San José ☒ 11:00

13 Wednesday at Seattle ☐ 10:30

15 Friday at Portland 11:00

20 Wednesday LOS ANGELES 7:30

22 Friday NEW ENGLAND 7:30

29 Friday SAN DIEGO 7:30

July

4 Wednesday VANCOUVER ☐ 7:30

7 Saturday at Tulsa ☒ 9:00

11 Wednesday at Rochester ☐ 8:00

14 Saturday at Minnesota ☒ 9:00

18 Wednesday ROCHESTER 7:30

21 Saturday at Vancouver ☐ 11:00

25 Wednesday at Philadelphia 7:30

August

1 Wednesday PORTLAND 7:30

5 Sunday at Washington ☐ 2:30

12 Sunday PHILADELPHIA ☒ 7:30

☐ (TV) On the Global Network, Channels 6 and 22,
Cable 3.

☒ (RADIO) on CFRB 1010

Index

	Page
Club Directory	3
Blizzard Warning	4
Exhibition Stadium	5
Administration	6 -10
Trainers	11
Players	12-20
Blizzard On The Road	21
Toronto 1978 Results	21
Toronto 1978 Final Statistics	22
Toronto Team Records Set, Tied in 1978	22
NASL Stadiums	23
Blizzard Roster	24-25
How the Schedule Works	24-25
1979 North American Soccer League Schedule	26
NASL Alignment	32
Playoff Structure	33
Formula for Breaking Standings Ties for Playoff Positions	34
Roster and Citizenship Requirements	34
Playing Roster	34
1978 Final Regular Season NASL Standings	35
NASL Standing Points System	35
National Conference Statistics	36
American Conference Statistics	36
NASL Leading Scorers	37
NASL Leading Goalkeepers	37
Playoff Results	38
NASL History	39-40
NASL Directory	41-43
Condensed Rules of Soccer	44-45
Glossary of Soccer Terms	46-47
NASL Tie Breaker Procedure	47
Toronto Media List	48

Club Directory

BLIZZARD

Owned and operated by Prosoccer Limited

95 Barber Greene Road,
Don Mills, Ontario, Canada M3C 3E9
Telephone: 416/446-5570
Telex: 06-986667

Team Officials

Board of Directors

Israel Harold Asper, Q.C.; John G. Craig, Vice-President Finance; John S. Elder, Secretary; Seymour Epstein, Chairman of the Board; Edward A. Horton; Paul G. Morton, President; Gerald W. Schwartz; Bruce A. Thomas, Q.C.; Sybren L. Wassenaar.

General Manager	Norman Sutherland
Head Coach	Keith Eddy
Assistant Coach	Charlie Mitchell
Marketing	Bill Brooks
Director of Public Relations	James Gray
Asst. Director of Public Relations	Virginia Kelly
Executive Secretary	Shirley Harris
Secretary	Lesley McCall
Receptionist	Lori Riddell
Trainers	Chuck Badcock, Pat Quinn
Equipment Manager	Guntis Obrascovs
Director of Field Operations	George Tatomyr
Official Scorer	Dave Thomson
Home Field	Exhibition Stadium
Playing Surface	Artificial
Capacity	54,472
Dimensions	110 x 65 yards
Press Box	416/366-7551 (Local 253)
Team Colours	Red/White/Reflex Blue
Conference	National
Division	Eastern

Blizzard Warning

Welcome to an exciting season of North American Soccer League action with the Blizzard.

"We wanted a name which could be identified with Canada," said Blizzard president Paul Morton, "a name which could meet the perception of Canada held by most North Americans and Europeans."

The name 'Blizzard' represents the exciting team Toronto will field.

"It suggests strength and force, which is what fans look for in a good soccer team," said Morton.

The Blizzard signed a 15-year lease to play in modern Exhibition Stadium, on the shores of Lake Ontario. The 54,472-seat complex is the home of the Canadian Football League Toronto Argonauts and the American Baseball League Blue Jays.

"Exhibition Stadium is accessible by car and rapid transit," explained Morton. "It has excellent parking facilities and will better serve our future suburban fans."

Exciting players — including Canadians Brian Budd and Peter Roe and International stars Peter Lorimer and Ivair — will perform for the '79 Blizzard.

While the Blizzard plays in the NASL's toughest division — with New York Cosmos, Rochester Lancers and Washington Diplomats — head coach Keith Eddy is not conceding a single point.

The soccer interest in Canada is fantastic.

Ten Blizzard games — eight away and two home — will be carried live on the Global Television Network. Radio station CFRB will broadcast nine contests.

The new owners are most appreciative of the efforts of the Croatian community, which kept the nine-year old professional team alive the last four seasons; and brought a major league championship to this country in 1976.

Enjoy the Blizzard!



Exhibition Stadium

Exhibition Stadium, where the Blizzard roars, is a famous Toronto landmark.

In 1948 the Grandstand at the Canadian National Exhibition was rebuilt, after a fire, with a seating capacity of 20,679.


In 1959 the addition of temporary bleachers on the south side of the Grandstand track added 12,135 more seats for use at home games of the Toronto Argonauts, the city's Canadian Football League team — and other sports events.

In 1974 Metropolitan Council decided to expand the Exhibition Grandstand into a full stadium complex.

In preparation for the eventual big league baseball team (the Toronto Blue Jays arrived in 1977), the existing south bleachers were demolished and replaced with a new south and west stadium as well as a new artificially-turfed playing field at a cost of \$17,805,000.

Seating capacity was increased to over 54,000.


In April 1978, the wooden seating of the north grandstand was replaced with individual plastic chairs, new handrails were installed, and the concrete seat deck repaired and cleaned.



Some Facts about Exhibition Stadium

- Monsanto Astroturf surface of 160,000 square feet is the largest artificial playing surface in North America.
- Most of the infield, including pitcher's mound, home plate, and first base, is located outside of the soccer field area, allowing for permanent installation.
- Warning track made of textured synthetic Chevron.
- 20 light standards, each 180 feet high, providing 250 foot-candles of illumination on the field.
- The \$2 million electronic scoreboard, 41 feet high and 131 feet long, presents a full range of videotape replays and programming, computerized images and animations, and game-in progress information.

Administration



Paul Morton

*Blizzard
President*

At 40, Paul Morton is a gifted administrator.

He has run a chain of movie theatres, a professional football team, and now, a television network.

The Blizzard president has pledged to implement an ambitious marketing and advertising program. Global Communications Ltd., which Morton heads, will provide unprecedented soccer exposure. Global will televise 10 Blizzard games during the 1979 regular season.

"Soccer has an excellent future," he predicts. "And we in Toronto wish to be an integral part of it."

Israel Asper, chairman of the board of Global Communications Ltd., is equally enthusiastic. Asper is one of the foremost tax lawyers in Canada and the former leader of the Liberal Party of Manitoba.

Born in Winnipeg, Morton graduated from law school at the University of Manitoba in 1962.

He formed Odeon-Morton Theatres Ltd., with two movie outlets. His expansion program increased the number to 13.

In 1970 he was appointed vice-president of the Winnipeg Blue Bombers of the Canadian Football League. Morton was president during 1974 and 1975, seasons in which the 'Bombers' were a competitive and financial success. He was also chairman of the league radio and television committee.

Morton moved East to assume the presidency of Global in 1977. Television in Toronto is a tough business — 16 English language stations can be picked up in the metropolitan area.

"New York City isn't even a close second," says Morton.

If his track record is any indication, Paul Morton will make the Blizzard howl in Toronto for many seasons to come.



Seymour Epstein

*Blizzard
Chairman*

Seymour Epstein is a media mogul.

He is a director of more than 20 companies, and chairman of the board of Prosoccer Limited, which owns the Blizzard.

"Soccer is the coming game," he says. "I'm looking forward to our involvement."

Born in Montreal, Epstein received a Bachelor of Engineering degree from McGill University in 1962. He joined RCA Limited as an engineer, working in all phases of broadcast communications, until 1969.


In 1972 Imagineering Limited, the company he started two years earlier, became the technical consultant and implementor for the Global Television Network.

Epstein, who has a strong financial background, was instrumental in acquiring control, with his partners, of Global Communications Ltd. in 1974. Now, at 39, he is chairman of the executive committee and a member of the board of directors. He is also a member of the executive committee and director of CanWest Broadcasting Company Limited.

Epstein is a member of the executive committee and the board of Universal Subscription Television Inc. of San Francisco. This company is already operating over-the-air pay-tv systems in Boston, Baltimore and New Orleans, with several other markets — including New York, Sacramento and Minnesota — not far behind.

He is chairman of the board of Tee Vee Records, Inc., a major television supported record company in North America.

In 1977, Epstein formed CanTel, Inc., a Michigan corporation, which, along with others acquired a major independent station, WTTV Channel 4, in Indianapolis. He is chairman of the executive committee and a director of Teleco Inc., its parent company.



Norman Sutherland

Blizzard
General Manager

Born and educated in Edinburgh, Norman Sutherland arrived in the United States in 1961 as a member of the British Embassy Staff in Washington. In 1963, he formed the Washington Darts. He was 22 years old.

As manager-coach, Sutherland led the Darts (who were ranked third among amateur clubs in the U.S.) to the Washington, D.C. and Maryland championships in 1966.

Named the Darts' president a year later, he entered Washington in the American Soccer League. The club finished second, with Sutherland acting as coach and general manager.

The Darts won consecutive ASL titles in 1968 and 1969 under general manager Sutherland. It was during this period that he served on the selection, promotion and fund-raising committees of the United States Soccer/Football Association (USSFA).

In 1970 Washington joined the North American Soccer League, reached the NASL finals, and later won the NASL International Cup; an honour presented to the club with the best record against foreign opponents.

Sutherland and the Darts moved to Miami in 1971, and were renamed the Toros a season later. In 1973 Sutherland moved to Denver as vice-president and general manager of the NASL Dynamos through March, 1975.

He owned and operated a private, Miami-based business, before returning to soccer with the Blizzard.



Keith Eddy

*Blizzard
Head Coach*

Keith Eddy, the former English international star who captained New York Cosmos, is a natural leader.

Born in Barrow-In-Furness, England, Eddy turned professional at 17 with his hometown club. Within two years he was captain, an honour he was to relinquish for only three games during the remainder of his career.

The Blizzard head coach is only 34.

"The potential for soccer in Toronto is absolutely unlimited," says Eddy. "When I played in New York, the Cosmos players often talked about this city as a future soccer hotbed. Now it's happening!"

After five solid seasons with Watford, near London, the cool sweeper joined Sheffield United of the English First Division in 1971.

"I was fortunate enough to be a member of the 1974 club, the most successful in modern times," recalls Eddy. "To finish fourth in the first division was quite a feat."


He represented England 22 times in international exhibition play.

Transferred to the Cosmos prior to the 1976 campaign, Eddy was named New York captain, voted to the NASL all-star first team with fellow Cosmos Pele, Giorgio Chinaglia and Ramon Misslin, and played for Team America against Italy, England and Brazil in Bicentennial Cup competition.

Eddy also set an individual offensive league record by scoring eight goals on penalty kicks in 1976. He was eight-for-eight.

A painful, recurring groin injury ended his playing days early in the 1977 season. Yet Eddy relishes the challenge of a new career in Toronto.

"I want to blend strong midfield play with goal-producing penetration," he says.



Charlie Mitchell

Assistant Coach

Position: Defender
Height: 5-10 Weight: 160
Birthdate: May 18, 1948
Birthplace: Paisley, Scotland
Citizen: U.S.A.

Charlie Mitchell has become 'Mr. Consistent' in the North American Soccer League.

The Blizzard assistant coach has played more NASL games — 176 — than any other active player.

Last season he appeared in 25 of 30 contests with Tulsa Roughnecks. He contributed five assists, a league-high total for a defender.

Mitchell is looking forward to working with head coach Keith Eddy.

"We played together with the Cosmos in 1976" relates Mitchell, "and I have the highest respect for the man. He has a strong character. We got along tremendously well as friends and I believe we'll do well together in coaching. And as far as I'm concerned, Keith is running the show."

Mitchell's playing status will be determined on a game-to-game basis.

"I'll do whatever is best for the club," he says. "If they need me, I'll be there."

Born in Paisley, Scotland, Mitchell joined St. Mirren of the Scottish Premier Division at 17. He arrived in the United States in 1970, and captained the expansion Rochester Lancers to the NASL title.

Mitchell is a six-time league all-star.



Chuck Badcock
Trainer

Chuck Badcock, head trainer for the Canadian Football League Winnipeg Blue Bombers since 1970, brings his expertise to the Blizzard.

A native of Newfoundland, Badcock spent three years in the Navy prior to a 20-year Army career.

In 1962 he became the athletic therapist and physiotherapist at the Royal Military College in Kingston, Ontario.

A founder of the Canadian Athletic Therapists Association, Badcock was named the nation's Trainer-of-the-Year in 1970 and 1973.

In 1974 he was the athletic therapist for the Canadian team at the British Commonwealth Games in New Zealand.



Pat Quinn
Trainer

Pat Quinn has been a trainer for Toronto's North American Soccer League club since 1971, the year of its inception

He has been the head trainer of Canada's national team since November, 1973.

Quinn played one season for Shamrock Rovers in Ireland before becoming physical training instructor with the Irish Army, where he was a bantam boxing champion in 1948.

He spent three seasons as a hockey trainer in the Ontario Provincial Junior B League with the Toronto Red Raiders, Scarborough Sabres and Seneca Flyers.

Players




1

DAVID HENDERSON

Position: Goalkeeper
Height: 6-2 Weight: 180
Birthdate: June 11, 1960
Birthplace: Dublin, Ireland
Citizen: Ireland

Teenager David Henderson is already an outstanding goalkeeper. A 20-game veteran with Shamrock Rovers of the Irish first division, he is also an Irish under-21 international. Henderson played for the Rovers in the European Cup Winners Cup.



1


VASILIOS KONSTANTINO

Position: Goalkeeper
Height: 5-11 Weight: 180
Birthdate: June 4, 1947
Birthplace: Athens, Greece
Citizen: Greece

The Greek national keeper makes the key saves that win games.

Konstantinou played with Toronto last season, recording three shutouts and a 1.75 goals against average in 1180 minutes (13 games and 10 minutes) of play.

A member of Panathinaikos in his country's first division, he will join the Blizzard in mid-May.




2

PETER ROE

Position: Defender
Height: 5-8 Weight: 150
Birthdate: August 23, 1955
Birthplace: Manchester, England
Citizen: Canada

Roe is a six-year Toronto veteran, yet he signed his first professional contract only last season. He used his amateur status to compete for Canada in the Pan American and Olympic Games, and the World Cup playdowns.

Dependable and hard-working, Roe has scored 10 goals in his NASL career.



4

ALEC LINDSAY

Position: Defender
Height: 5-11 Weight: 180
Birthdate: February 27, 1948
Birthplace: Liverpool, England
Citizen: England

After 126 games with Bury, hard-nosed Lindsay joined elite Liverpool of the English first division for nine seasons. He scored 12 goals in 170 games.

The attacking defender then appeared in 20 games (and scored three goals) with Stoke City before joining Oakland for the 1978 NASL season.

Lindsay had four international appearances for England—all in 1974—against Argentina, East Germany, Bulgaria and Yugoslavia.



5

WILLIE McVIE


Position: Defender
Height: 6-2 Weight: 188
Birthdate: April 7, 1950
Birthplace: Lark Hall, Scotland
Citizen: Scotland

McVie likes 'contact football.'

The aggressive defender was purchased by the Blizzard from Motherwell of the Scottish premier division, where he had played 130 games over four seasons.

Previously McVie had appeared in 150 games (five seasons) for Clyde of the Scottish first division.

McVie played twice for the under-23 Scottish National team and was a Scottish full international once.



6

COLIN FRANKS

Position: Midfield, Defender
Height: 5-11 Weight: 170
Birthdate: April 16, 1951
Birthplace: Wembley, England
Citizen: England

Captain Franks has played as a forward, midfielder and defender.

One of the fastest men in British soccer, he turned professional with Watford at 18. After four seasons he was purchased by Sheffield United for \$132,000 in June, 1973.

Franks appeared in 150 first-team games for Sheffield before his contract was bought by the Blizzard.


**7****PETER LORIMER**

Position: Forward
Height: 5-10 Weight: 170
Birthdate: December 4, 1946
Birthplace: Dundee, Scotland
Citizen: Scotland

'Thunderfoot' can kick a ball at 80 miles an hour. The Blizzard purchased his contract from Leeds United of the English first division, where he had scored 220 goals in 609 games (16 seasons).

One of the finest players in European soccer, Lorimer is a 21-time Scottish international. He was a member of the unbeaten Scottish World Cup team in 1974.

His awards include two English League championship medals, three runner-up medals, an English Cup winners medal, two runner-up medals, an English Football League Cup winners medal, a European Cup runners-up medal, three U.E.F.A. Cup winners medals, and a European Cup winners medal.

**8****GEORGE GIBBS**


Position: Midfield
Height: 5-11 Weight: 170
Birthdate: December 23, 1953
Birthplace: London, England
Citizen: England

Gibbs is a midfielder who can score.

The slim 25-year old, who played for Rochester of the N.A.S.L. in 1974 and 1975, was transferred from Darford to Bath City in late 1976.

He potted 23 goals for Bath during the 77-78 campaign, and was the object of offers from several English clubs when the Blizzard obtained him.

Gibbs attributes his improved play to confidence.



9


BRIAN BUDD

Position: Forward
 Height: 6-1 Weight: 185
 Birthdate: April 8, 1952
 Birthplace: Toronto, Ontario
 Citizen: Canada

Two consecutive World Superstars championships prove that Budd is one of the finest athletes on earth.

Although he didn't begin to play soccer earnestly until his late teens, Budd can score goals. He banged in five during limited action last season, including three in one game at Dallas.

Budd, who began his NASL career with Vancouver Whitecaps in 1974, led the Cleveland Force of the Major Indoor Soccer League in scoring last winter with 25 goals.



10


CLIFF CALVERT

Position: Midfield, Defender
 Height: 5-10 Weight: 168
 Birthdate: April 24, 1954
 Birthplace: York, England
 Citizen: England

Handsome Calvert is an exceptionally skillful player.

He turned professional at 17 with his hometown club, York City, of the English second division.

He was sold to Sheffield United in September, 1975 for \$80,000 and played with a lanky blonde sweeper named Keith Eddy. The contract of Calvert, who appeared in 79 first-team games with Sheffield, was purchased by the Blizzard in February.



11


IVAIR FERREIRA

Position: Midfield
Height: 5-9 Weight: 150
Birthdate: January 27, 1945
Birthplace: São Paulo, Brazil
Citizen: Brazil

'Sweet Brown Sugar', a former member of the Brazilian national team, is a master with the ball.

Ivair joined Toronto in 1975, and has scored 21 goals in 84 games. He owns the team record for career assists with 23 and points, with 65.

His elusive moves will sparkle in the Blizzard midfield.




12

DAMIAN OGUNSUYI

Position: Forward
Height: 5-11 Weight: 150
Birthdate: May 3, 1954
Birthplace: Benin City, Nigeria
Citizen: Nigeria

Damian has spent the last four seasons playing outstanding soccer for Clemson University in South Carolina. He was voted all-ACC (Athletic Coast Conference) in 1977 and 1978. He was also ACC Player of the Year in 1978.

Damian relies more on finesse than power. Nevertheless, he smoked two goals past the U.S. Olympic team during a Blizzard exhibition victory during spring training.



14

PAUL ROE

Position: Forward
Height: 5-8 Weight: 150
Birthdate: November 21, 1959
Birthplace: Manchester, England
Citizen: Canada

Paul, the younger brother in the Roe family act, made eight NASL appearances for Toronto last season as an amateur.

He also captained the Canadian national youth team to qualify for the world championships in Japan this August.

Like Peter, Paul is a tough, passionate player. He enjoyed a superb spring training with the Blizzard.



17

ROBIN MEGRAW

Position: Defender
Height: 5-11 Weight: 150
Birthdate: August 9, 1950
Birthplace: Liverpool, England
Citizen: Canada

At 28, Megraw has signed his first professional contract — with the Blizzard.

He played for Canada in the 1975 Pan American Games, and was a member of Toronto's NASL entry in 1977 and 1978.

An international 15 times, Megraw represented Canada at the 1976 Olympics in Montreal. He runs soccer clinics for youngsters in Ontario.



18

JOHN MacKAY

Position: Defender
Height: 5-9 Weight: 160
Birthdate: December 15, 1957
Birthplace: Falkirk, Scotland
Citizen: Scotland

At 16, MacKay was a member of Toronto's NASL youth team.

He has spent the last four seasons with St. Johnstone of the Scottish first division, where he was 'Player of the Year' in 1976 and 1977.

MacKay was hampered by a severe groin injury during Blizzard spring training.




19

ALDO D'ALFONSO

Position: Forward
Height: 5-9 Weight: 165
Birthdate: June 28, 1956
Birthplace: Pescara, Italy
Citizen: Canada

With Toronto's NASL entry last season, D'Alfonso is a solid player. A former standout with York University, he was a member of the Ontario Under-21 All-Star team. In 1977 he competed with Friuli in the Toronto and District League.




20

JOHN STAVROPOLOUS

Position: Defender
Height: 5-8 Weight: 160
Birthdate: February 8, 1957
Birthplace: Sarakini, Greece
Citizen: Canada

John played a total of four years with Homer and Panhellenic in the semi-professional National Soccer League before signing with the Blizzard.

He averaged three goals a season. A physical education student at the University of Toronto, he believes in close man-to-man marking.



21

PAULO MATA

Position: Forward
Height: 5-10 Weight: 170
Birthdate: July 16, 1946
Birthplace: Bahia, Brazil
Citizen: Brazil

Dashing Paulo Mata has scored over 250 goals in his 13-year professional career.

From 1966 through '71 he played with Club Vasco Da Gama of Rio de Janiero. Mata joined the Blizzard following stints with Bangu of Rio, Vera Cruz, Avignon of France, and Debortivo Italia of Venezuela.

Blizzard on the Road

Houston:

Houston Marriott Hotel
at the Astrodome
(713) 797-9000

Tampa:

Bay Harbor Inn
(813) 885-2541

Fort Lauderdale:

Bahia Mar
(305) 764-2233

Dallas:

The Registry
(214) 630-7000

New England:

Marriott Hotel
(617) 969-1000

New York:

The Meadowlands Hilton Hotel
(201) 348-6900

San Jose:

Hyatt House
(408) 298-0300

Seattle:

Edgewater
(206) 624-7000

Portland:

Cosmopolitan
(503) 235-8433

Tulsa:

Williams Plaza
(918) 582-9000

Rochester:

Americana of Rochester
(716) 546-3300

Minnesota:

Marriott
(612) 854-7441

Vancouver:

Rembrandt Hotel
(604) 685-1311

Philadelphia:

Airport Sheraton
(215) 365-4150

Washington:

Hyatt House Arlington
(703) 841-9595

Toronto 1978 Results

Date	Opponent	Score	Att.
4/8	at Tulsa	0-2 L	10,412
4/15	at Seattle	0-1 L-SO	24,748
4/21	at California	1-2 L	10,299
4/30	at Detroit	0-2 L	9,652
5/7	Philadelphia	3-0 W	7,213
5/11	Rochester	1-0 W	5,037
5/14	Dallas	1-2 L	3,573
5/21	New England	1-2 L	4,652
5/24	Seattle	3-1 W	3,854
5/27	at Dallas	4-3 W	10,176
6/1	New York	1-5 L	16,233
6/3	at Washington	3-0 W	10,330
6/8	Colorado	0-2 L	5,102
6/11	at New England	0-1 L	14,610
6/15	Fort Lauderdale	2-0 W	4,952
6/17	at Vancouver	1-0 W-OT	15,661
6/21	at Rochester	2-1 W	7,569
6/24	Los Angeles	4-0 W	6,158
6/28	Tampa Bay	1-2 L	5,399
6/30	Oakland	8-2 W	3,936
7/4	at Fort Lauderdale	0-4 L	15,362
7/9	Memphis	4-1 W	5,138
7/12	at Colorado	3-0 W	4,244
7/15	at Los Angeles	5-2 W	4,429
7/19	Portland	2-1 W	6,490
7/23	Minnesota	1-2 L	7,970
7/26	at New York	1-3 L	50,178
7/29	at Philadelphia	2-1 W-OT	6,366
8/2	at Tampa Bay	1-5 L	18,434
8/6	Washington	2-0 W	8,145

Toronto 1978 Final Statistics

Player	GP	Min	SH	G	A	Pts	Fouls
Balevski, Vanko	14	1221:12	46	7	3	17	33
Blaskovic, Filip	27	2295:10	4	0	0	0	38
Budd, Brian (Tor. 11 + Col. 2)	11	752:09	34	5	3	13	16
Ferreira, Ivair	24	1704:03	50	3	4	10	15
Galluzzo, Noberto	1	18:22	0	0	0	0	0
Hafizovic, Kemal	12	601:39	10	0	1	1	6
Kocijancic, Ivan	20	1724:35	4	0	0	0	34
Loparic, Stjepan	28	2016:03	13	0	1	1	41
Lukacevic, Ivan	17	1374:21	93	16	5	37	23
Matas, Boris	1	18:49	3	1	1	3	1
Paez, Oscar	1	35:00	0	0	0	0	3
Papadopoulos, Pampos	8	555:35	19	1	1	3	9
Polak, Ted	23	1604:02	8	0	1	1	22
Poljak, Ivan	16	1407:36	33	2	3	7	8
Roe, Paul	7	141:51	7	0	0	0	5
Roe, Peter	29	2639:47	43	0	2	2	72
Salcedo, Ignacio	7	519:50	7	0	0	0	3
Smolicic, Vladimir	10	672:29	15	3	2	8	8
Susic, Sead (Tor. 7 + Col. 15)	7	635:10	45	5	3	13	5
Sutevski, Damir	24	2008:12	16	1	0	2	47
Treacy, Ray	23	1896:14	53	5	3	13	42
Velazquez, Manuel	16	1335:55	24	1	3	5	13
Vujkovic, Marko (Tor. 26 + Minn. 1)	27	1959:36	45	8	11	27	32
Totals	30	2729:47	572	58	47	163	476

Goalkeeper	GP	Min	Saves	CA	SH	Avg.
Bilecki, Zeljko	17	1550:10	122	23	6	1.34
Konstantinou, Vasilios	13	1179:37	87	23	3	1.75
Totals	30	2729:47	209	46	9	1.50

Corner Kicks: Toronto 175 Opponents 151
 Offsides: Toronto 87 Opponents 106

Scoring	1st Half	2nd Half	Overtime	Shootout
Toronto	20	36	2	0
Opponents	15	31	0	1

Toronto team records set, tied in 1978

Most career goals: 27, Ivan Lukacevic

Most career assists: 23, Ivair Ferreira

Most career points: 65, Ivair Ferreira; 62, Ivan Lukacevic

Most career games: 107, Ted Polak

Most team goals, one game: 8, June 30, 1978; Toronto 8, Oakland 2

Most team goals, one half: 6, second half, June 30, 1978; Toronto 8, Oakland 2

Most hat tricks one season: Brian Budd, May 27, 1978, Toronto 4, Dallas 3; Ivan Lukacevic, June 24, 1978, Toronto 4, Los Angeles 0; Ray Treacy, June 30, 1978, Toronto 8, Oakland 2

Most goals one season: 16, Ivan Lukacevic

Most assists one season: 11, Marko Vujkovic, John Coyne (1975)

Most points one season: 37, Ivan Lukacevic

Most goals one game: 4, Ivan Lukacevic, July 9, 1978, Toronto 4, Memphis 1; Drago Vabec, July 28, 1977, Toronto 6, Vancouver 1; Eusebio, August 11, 1976, Toronto 6, Boston 2

Fastest three goals: 8:23, Ray Treacy, June 30, 1978, Toronto 8, Oakland 2

Most goals one half: 3, Ray Treacy, June 30, 1978, Toronto 8, Oakland 2 (second half)

Most assists one half: 3, Mark Vujkovic, June 30, 1978, Toronto 8, Oakland 2 (second half)

NASL Stadiums

Team	Stadium	Playing Surface	Field Size	Capacity
Blizzard	Exhibition	Astroturf	65 x 110	54,472
Atlanta Chiefs	Atlanta-Fulton Cnty	Grass	75 x 115	60,489
California Surf	Anaheim	Grass	70 x 110	43,204
Chicago Sting	Wrigley	Grass	70 x 105	37,741
	Soldier	Synthetic	67 x 110	54,000
Dallas Tornado	Ownby	Grass	75 x 116	21,000
Detroit Express	Silverdome	Synthetic	70 x 110	80,500
Edmonton Drillers	Commonwealth	Grass	72 x 110	42,500
Ft. Lauderdale Strikers	Lockhart	Grass	66 x 110	19,600
Houston Hurricane	The Astrodome	Astroturf	75 x 103	50,000
Los Angeles Aztecs	Rose Bowl	Grass	60 x 110	104,696
Memphis Rogues	Liberty Bowl	Grass	63 x 110	50,000
Minnesota Kicks	Metropolitan	Grass	72 x 100	46,479
New England Tea Men	Schaefer	Synthetic	70 x 110	61,279
New York Cosmos	Giants	Astroturf	70 x 110	76,891
Philadelphia Fury	Veterans	Astroturf	75 x 110	66,052
Portland Timbers	Civic	Synthetic	70 x 110	27,500
Rochester Lancers	Hollerder	Grass	65 x 110	22,000
San Diego Sockers	San Diego Stadium	Grass	75 x 110	52,568
San Jose Earthquakes	Spartan	Grass	65 x 110	18,099
Seattle Sounders	The Kingdome	Astroturf	70 x 110	64,752
Tampa Bay Rowdies	Tampa Stadium	Grass	68 x 120	71,600
Tulsa Roughnecks	Skelly	Astroturf	70 x 110	41,000
Vancouver Whitecaps	Empire	Synthetic	75 x 110	32,739
Washington Diplomats	RFK	Grass	70 x 110	55,000

Blizzard Roster

NO	NAME	POS	AGE
1	David Henderson	G	18
1	Blagoje Tamindzic	G	27
1	Vasilios Konstantinou	G	31
2	Peter Roe	D	23
3	Charlie Mitchell	D	31
4	Alec Lindsay	D	31
5	Willie McVie	D	28
6	Colin Franks	M	27
7	Peter Lorimer	F	32
8	George Gibbs	M	25
9	Brian Budd	F	26
10	Cliff Calvert	M	24
11	Ivair Ferreira	M	34
12	Damian Ogunsuyi	F	24
14	Paul Roe	F	19
15	Tito Jose Santos	F	34
16	Renard Moxam	F	23
17	Robin Megraw	D	28
18	John Mackay	D	21
19	Aldo D'Alfonso	F	22
20	John Stavropolous	D	22
21	Paulo Mata	F	32
22	Jim Bone	F	29
23	Graham Hatley	D	18
24	Lou Nagy	F	18
25	Oscar Albuquerque	M	24
26	Gordon Miller	D	18
27	Mark Peckham	D	17

How the Schedule Works

Conference Play

Blizzard plays each team in its National Conference, Eastern Division — twice (New York, Washington and Rochester)	6 games
Blizzard plays two teams in National Conference, Central Division — twice (Minnesota and Tulsa)	4 games
Blizzard plays two teams in National Conference, Western Division — twice (Vancouver and Portland)	4 games
Blizzard plays two teams in National Conference, Central Division (Atlanta and Dallas)	2 games
Blizzard plays two teams in National Conference, Western Division (Seattle and Los Angeles)	2 games
	<u>18 games</u>

HT	WT	CITIZEN
6-2	180	Ireland
6-0	175	Yugoslavia
5-11	180	Greece
5-8	150	Canada
5-10	160	U.S.A.
5-11	180	England
6-2	188	Scotland
5-11	170	England
5-10	170	Scotland
5-11	170	England
6-1	185	Canada
5-10	168	England
5-9	150	Brazil
5-11	150	Nigeria
5-8	150	Canada
5-7	150	Portugal
6-2	180	Cayman Islands
5-11	150	Canada
5-9	160	Scotland
5-9	165	Canada
5-8	160	Canada
5-10	170	Brazil
5-10	165	Scotland
5-9	170	Canada
5-8	160	Canada
5-8	150	Canada
6-0	175	Canada
6-0	160	Canada

Inter-Conference Play

Blizzard plays each team in American Conference, Eastern Division — twice (New England, Philadelphia, Tampa Bay and Fort Lauderdale)

8 games

Blizzard plays four other American Conference teams (two from Central Division, Memphis and Houston, and two from Western Division, San Jose and San Diego)

4 games

12 games

1979 North American Soccer League Schedule

Day	Date	Opponents	Time*
Saturday	March 24	California at San Diego	7:30 p.m.
		Detroit at Dallas	8:00 p.m.
		Philadelphia at Memphis	7:30 p.m.
Sunday	March 25	Ft. Lauderdale at Washington	2:30 p.m.
Friday	March 30	Tulsa at Seattle	7:30 p.m.
		Dallas at Vancouver	8:00 p.m.
		Chicago at California	7:30 p.m.
Saturday	March 31	BLIZZARD at Houston (GLOBAL-TV)	8:00 p.m.
		New York at San Diego	7:30 p.m.
		Portland at San Jose	8:00 p.m.
		Tampa Bay at Memphis	7:30 p.m.
		New England at Ft. Lauderdale	8:00 p.m.
		Rochester at Philadelphia	2:00 p.m.
Sunday	April 1	Atlanta at Washington	2:30 p.m.
Friday	April 6	Edmonton at Vancouver	8:00 p.m.
		Los Angeles at Memphis	7:30 p.m.
Saturday	April 7	Rochester at Atlanta	7:30 p.m.
		Houston at Dallas	8:00 p.m.
		Chicago at Philadelphia	7:30 p.m.
		New England at Tampa Bay	8:00 p.m.
		Seattle at California	7:30 p.m.
		Detroit at Edmonton	2:00 p.m.
Sunday	April 8	Ft. Lauderdale at BLIZZARD	2:00 p.m.
		San Diego at Portland	2:00 p.m.
		Minnesota at Tulsa	3:00 p.m.
		New York at Washington	2:30 p.m.
Saturday	April 14	BLIZZARD at Tampa Bay	8:00 p.m.
		Minnesota at Portland	8:00 p.m.
		Los Angeles at California	7:30 p.m.
		Edmonton at San Jose	8:00 p.m.
		New York at Atlanta	7:30 p.m.
		Seattle at Dallas	8:00 p.m.
		Rochester at Tulsa	8:00 p.m.
		Vancouver at Chicago (W)	2:30 p.m.
		Memphis at Detroit	7:30 p.m.
		San Diego at Houston	8:00 p.m.
		Washington at Ft. Lauderdale	8:00 p.m.
		New England at Philadelphia	7:30 p.m.
Thursday	April 19	New England at Houston	8:00 p.m.
Saturday	April 21	Los Angeles at Seattle	7:30 p.m.
		Portland at Vancouver	8:00 p.m.
		San Jose at San Diego	7:30 p.m.
		Dallas at Tulsa	8:00 p.m.
		Atlanta at Detroit	7:30 p.m.
		Houston at Memphis	7:30 p.m.
		Philadelphia at Tampa Bay	8:00 p.m.
Sunday	April 22	Minnesota at BLIZZARD	2:00 p.m.
		California at Edmonton	2:00 p.m.
		Ft. Lauderdale at New York	2:30 p.m.
		Washington at Rochester	3:00 p.m.
Wednesday	April 25	Tampa Bay at BLIZZARD (GLOBAL-TV)	7:00 p.m.
Friday	April 27	Vancouver at San Diego	7:30 p.m.
Saturday	April 28	Memphis at New England	8:00 p.m.
		Los Angeles at San Jose	8:00 p.m.
		California at Dallas	8:00 p.m.
		Houston at Chicago (W)	3:30 p.m.
		Tampa Bay at Ft. Lauderdale	8:00 p.m.
Sunday	April 29	Tulsa at Washington	2:30 p.m.
		Edmonton at Portland	2:00 p.m.
		Atlanta at Minnesota	3:00 p.m.

1979 NASL Schedule Continued

		Philadelphia at New York	2:30 p.m.
		Detroit at Rochester	3:00 p.m.
Wednesday	May 2	San Diego at Vancouver	8:00 p.m.
		Seattle at Minnesota	8:00 p.m.
Friday	May 4	New York at BLIZZARD	7:30 p.m.
Saturday	May 5	Edmonton at Los Angeles	7:30 p.m.
		Tulsa at Portland	8:00 p.m.
		San Diego at Seattle	7:30 p.m.
		Memphis at California	7:30 p.m.
		Vancouver at San Jose	8:00 p.m.
		Tampa Bay at Atlanta	7:30 p.m.
		Minnesota at Detroit	7:30 p.m.
		Rochester at New England	8:00 p.m.
		Ft. Lauderdale at Philadelphia	7:30 p.m.
Sunday	May 6	Chicago at BLIZZARD	2:00 p.m.
		Houston at New York	2:30 p.m.
		Dallas at Washington	2:30 p.m.
Wednesday	May 9	New England at Edmonton	7:30 p.m.
		San Jose at Detroit	8:00 p.m.
Thursday	May 10	Portland at Minnesota	8:00 p.m.
Friday	May 11	Rochester at Vancouver	8:30 p.m.
Saturday	May 12	BLIZZARD at Ft. Lauderdale	
		(GLOBAL-TV)	8:00 p.m.
		Minnesota at Los Angeles	7:30 p.m.
		San Jose at Seattle	7:30 p.m.
		New England at California	7:30 p.m.
		Detroit at Atlanta	7:30 p.m.
		Memphis at Tulsa	8:00 p.m.
		Dallas at Chicago (W)	3:30 p.m.
		Washington at Philadelphia	7:30 p.m.
		New York at Tampa Bay	
		(ABC-TV)	3:00 p.m.
Sunday	May 13	Rochester at Edmonton	2:00 p.m.
		Portland at Houston	8:00 p.m.
Wednesday	May 16	Tulsa at BLIZZARD	7:30 p.m.
		Tampa Bay at San Diego	7:30 p.m.
		Memphis at Washington	8:00 p.m.
		Chicago at New England	8:00 p.m.
Friday	May 18	Philadelphia at Vancouver	8:00 p.m.
		Minnesota at San Diego	7:30 p.m.
Saturday	May 19	BLIZZARD at Dallas	8:00 p.m.
		Tampa Bay at Los Angeles	7:30 p.m.
		California at Portland	8:00 p.m.
		Seattle at San Jose	8:00 p.m.
		Edmonton at Detroit	7:30 p.m.
		New England at Memphis	7:30 p.m.
Sunday	May 20	Ft. Lauderdale at Minnesota	3:00 p.m.
		Chicago at Houston	8:00 p.m.
		Tulsa at New York	2:30 p.m.
		Atlanta at Rochester	3:00 p.m.
Wednesday	May 23	Rochester at Los Angeles	7:30 p.m.
		Detroit at California	7:30 p.m.
		Philadelphia at Edmonton	7:30 p.m.
		Washington at New England	8:00 p.m.
Saturday	May 26	BLIZZARD at New England	
		(GLOBAL-TV)	8:00 p.m.
		New York at Portland	8:00 p.m.
		Rochester at Seattle	7:30 p.m.
		San Diego at California	7:30 p.m.
		San Jose at Edmonton	7:30 p.m.
		Los Angeles at Atlanta	7:30 p.m.
		Washington at Dallas	8:00 p.m.
		Philadelphia at Tulsa	8:00 p.m.

1979 NASL Schedule Continued

		Detroit at Chicago (W)	3:30 p.m.
		Minnesota at Houston	8:00 p.m.
		Memphis at Ft. Lauderdale	8:00 p.m.
Monday	May 28	New York at Chicago (W)	4:00 p.m.
Wednesday	May 30	Vancouver at Edmonton	7:30 p.m.
		Seattle at Atlanta	7:30 p.m.
		San Diego at Tulsa	8:00 p.m.
		Dallas at Detroit	8:00 p.m.
		Los Angeles at New England	8:00 p.m.
		California at Philadelphia	7:30 p.m.
		Memphis at Tampa Bay	8:00 p.m.
Friday	June 1	Atlanta at BLIZZARD	7:30 p.m.
Saturday	June 2	Portland at Los Angeles	7:30 p.m.
		Houston at Vancouver	8:00 p.m.
		Memphis at San Jose	8:00 p.m.
		Detroit at Philadelphia	7:30 p.m.
		Seattle at Tampa Bay	8:00 p.m.
Sunday	June 3	BLIZZARD at New York (GLOBAL-TV)	2:30 p.m.
		Tulsa at Minnesota	8:00 p.m.
		California at Rochester	3:00 p.m.
		New England at Washington	2:30 p.m.
Wednesday	June 6	Washington at BLIZZARD	7:30 p.m.
		Chicago at Portland	8:00 p.m.
		Houston at San Diego	7:30 p.m.
		Atlanta at Dallas	8:00 p.m.
		San Jose at Minnesota	8:00 p.m.
		Vancouver at Tulsa	8:00 p.m.
		Edmonton at Ft. Lauderdale	8:00 p.m.
		California at New England	8:30 p.m.
		Tampa Bay at Philadelphia	7:30 p.m.
Saturday	June 9	BLIZZARD at San Jose	8:00 p.m.
		California at Los Angeles	7:30 p.m.
		Seattle at Portland	8:00 p.m.
		Chicago at Atlanta	7:30 p.m.
		New England at Detroit	7:30 p.m.
		Ft. Lauderdale at Houston	8:00 p.m.
		Tulsa at Memphis	7:30 p.m.
		Washington at Tampa Bay	8:00 p.m.
Sunday	June 10	Edmonton at San Diego	7:00 p.m.
		Vancouver at Minnesota (ABC-TV)	1:30 p.m.
		Dallas at New York	2:30 p.m.
		Philadelphia at Rochester	8:00 p.m.
Tuesday	June 12	Dallas at Memphis	7:30 p.m.
Wednesday	June 13	BLIZZARD at Seattle (GLOBAL-TV)	7:30 p.m.
		San Diego at Los Angeles	7:30 p.m.
		Vancouver at California	7:30 p.m.
		Portland at Edmonton	7:30 p.m.
		Minnesota at Atlanta	7:30 p.m.
		New York at Tulsa	7:30 p.m.
		Washington at Detroit	8:00 p.m.
		Houston at Ft. Lauderdale	8:00 p.m.
		San Jose at Tampa Bay	8:00 p.m.
Friday	June 15	BLIZZARD at Portland	8:00 p.m.
Saturday	June 16	Detroit at Los Angeles	7:30 p.m.
		Memphis at Seattle	7:30 p.m.
		New York at Vancouver	8:00 p.m.
		Atlanta at California	7:30 p.m.
		San Diego at Edmonton	7:30 p.m.
		Minnesota at Dallas	8:00 p.m.

1979 NASL Schedule Continued

		Philadelphia at Chicago (W)	3:30 p.m.
		San Jose at Ft. Lauderdale	8:00 p.m.
		Tampa Bay at New England	8:00 p.m.
Sunday	June 17	Houston at Tulsa	2:30 p.m.
		Rochester at Washington	2:30 p.m.
Wednesday	June 20	Los Angeles at BLIZZARD	7:30 p.m.
		San Jose at Portland	8:00 p.m.
		Atlanta at Seattle	7:30 p.m.
		Rochester at Dallas	8:00 p.m.
		New York at Minnesota	8:00 p.m.
		Edmonton at Chicago (S)	7:30 p.m.
		Tulsa at Ft. Lauderdale	8:00 p.m.
		Houston at Tampa Bay	8:00 p.m.
Thursday	June 21	Detroit at San Diego	7:30 p.m.
Friday	June 22	New England at BLIZZARD	7:30 p.m.
		Portland at Rochester	8:00 p.m.
Saturday	June 23	Chicago at San Jose	8:00 p.m.
		Dallas at Minnesota	8:00 p.m.
		Los Angeles at Tulsa	8:00 p.m.
		Edmonton at Memphis	7:30 p.m.
		Ft. Lauderdale at Tampa Bay	8:00 p.m.
Sunday	June 24	California at Vancouver	8:00 p.m.
		Seattle at Detroit	7:30 p.m.
		Atlanta at Houston	8:00 p.m.
		New England at New York (ABC-TV)	2:30 p.m.
		Philadelphia at Washington	2:30 p.m.
Tuesday	June 26	Minnesota at Memphis	7:30 p.m.
Wednesday	June 27	Tampa Bay at California	7:30 p.m.
		New England at San Jose	8:00 p.m.
		Vancouver at Atlanta	7:30 p.m.
		Los Angeles at Dallas	8:00 p.m.
		San Diego at Chicago (S)	7:30 p.m.
		Ft. Lauderdale at Detroit	8:00 p.m.
		Portland at New York	9:00 p.m.
		Seattle at Rochester	8:00 p.m.
		Edmonton at Washington	8:00 p.m.
		Houston at Philadelphia	7:30 p.m.
Friday	June 29	San Diego at BLIZZARD	7:30 p.m.
		Tampa Bay at Edmonton	7:30 p.m.
Saturday	June 30	Washington at Los Angeles	7:30 p.m.
		Portland at Seattle	7:30 p.m.
		Memphis at Dallas	8:00 p.m.
		Minnesota at Chicago (S)	7:30 p.m.
		California at Houston	8:00 p.m.
		Vancouver at Ft. Lauderdale	8:00 p.m.
		Detroit at New England	8:00 p.m.
		San Jose at Philadelphia	7:30 p.m.
Sunday	July 1	Tulsa at Atlanta	7:30 p.m.
		Rochester at New York	7:30 p.m.
Wednesday	July 4	Vancouver at BLIZZARD (GLOBAL-TV)	7:30 p.m.
		Atlanta at Los Angeles	7:30 p.m.
		Seattle at Edmonton	7:30 p.m.
		Tulsa at Detroit	8:00 p.m.
		San Jose at Houston	2:00 p.m.
		Chicago at Ft. Lauderdale	8:00 p.m.
		Rochester at Tampa Bay	6:00 p.m.
		Washington at Portland	8:00 p.m.
Friday	July 6	Dallas at Rochester	8:00 p.m.
Saturday	July 7	BLIZZARD at Tulsa	8:00 p.m.
		Seattle at Vancouver	8:00 p.m.
		Los Angeles at San Diego	7:30 p.m.
		Ft. Lauderdale at San Jose	8:00 p.m.

1979 NASL Schedule Continued

		Washington at Minnesota	8:00 p.m.
		Chicago at Detroit (ABC-TV)	3:00 p.m.
		Philadelphia at Houston	8:00 p.m.
		California at Memphis	7:30 p.m.
Sunday	July 8	New York at New England	8:00 p.m.
Tuesday	July 10	Atlanta at Portland	2:00 p.m.
Wednesday	July 11	Detroit at Memphis	7:30 p.m.
		BLIZZARD at Rochester (GLOBAL-TV)	8:00 p.m.
		Los Angeles at Vancouver	8:00 p.m.
		Ft. Lauderdale at San Diego	7:30 p.m.
		Philadelphia at San Jose	8:00 p.m.
		Chicago at Minnesota	8:00 p.m.
		Portland at Tulsa	8:00 p.m.
		Seattle at New York	9:00 p.m.
		Edmonton at New England	8:00 p.m.
		California at Tampa Bay	8:00 p.m.
Thursday	July 12	Dallas at Atlanta	7:30 p.m.
Saturday	July 14	BLIZZARD at Minnesota	8:00 p.m.
		Ft. Lauderdale at Rochester	8:00 p.m.
		San Jose at Los Angeles	7:30 p.m.
		Philadelphia at San Diego	7:30 p.m.
		Portland at Dallas	8:00 p.m.
		Tulsa at Chicago (W)	3:30 p.m.
		Edmonton at Tampa Bay	8:00 p.m.
Sunday	July 15	California at Detroit	7:30 p.m.
		Memphis at Houston	8:00 p.m.
		Vancouver at New York	7:30 p.m.
		Seattle at Washington	2:30 p.m.
Tuesday	July 17	Dallas at Los Angeles	7:30 p.m.
Wednesday	July 18	Rochester at BLIZZARD	7:30 p.m.
		New England at Seattle	7:30 p.m.
		Portland at California	7:30 p.m.
		Houston at San Jose	8:00 p.m.
		Edmonton at Atlanta	7:30 p.m.
		Detroit at Tulsa	8:00 p.m.
		Memphis at Chicago (S)	7:30 p.m.
		Vancouver at Washington	8:00 p.m.
		New York at Ft. Lauderdale	8:00 p.m.
		Minnesota at Philadelphia	7:30 p.m.
Friday	July 20	Los Angeles at Edmonton	7:30 p.m.
Saturday	July 21	Minnesota at Rochester	8:00 p.m.
		BLIZZARD at Vancouver (GLOBAL-TV)	8:00 p.m.
		Ft. Lauderdale at Portland	8:00 p.m.
		Dallas at Seattle	7:30 p.m.
		Washington at California	7:30 p.m.
		Tulsa at San Jose	8:00 p.m.
		Tampa Bay at Chicago (S)	7:30 p.m.
		Detroit at Houston	8:00 p.m.
		Atlanta at Memphis	7:30 p.m.
		San Diego at New England	8:00 p.m.
		New York at Philadelphia	7:30 p.m.
Tuesday	July 24	Tampa Bay at Rochester	8:00 p.m.
Wednesday	July 25	BLIZZARD at Philadelphia	7:30 p.m.
		Washington at Seattle	7:30 p.m.
		Tulsa at Vancouver	8:00 p.m.
		Ft. Lauderdale at California	7:30 p.m.
		Dallas at Edmonton	7:30 p.m.
		Houston at Atlanta	7:30 p.m.
		San Jose at Chicago (S)	7:30 p.m.
		Minnesota at New York	9:00 p.m.

1979 NASL Schedule Continued

		Houston at Minnesota	8:00 p.m.
		Atlanta at Tulsa	8:00 p.m.
		San Diego at Ft. Lauderdale	8:00 p.m.
		Philadelphia at New England	8:00 p.m.
		Detroit at Tampa Bay	8:00 p.m.
Thursday	July 26	San Diego at Memphis	7:30 p.m.
Friday	July 27	Los Angeles at Rochester	8:00 p.m.
Saturday	July 28	Vancouver at Portland	8:00 p.m.
		California at Seattle	7:30 p.m.
		Chicago at Dallas	8:00 p.m.
		Memphis at Edmonton	7:30 p.m.
Sunday	July 29	San Jose at New York	7:30 p.m.
		Los Angeles at Washington (ABC-TV)	2:30 p.m.
Tuesday	July 31	Chicago at Memphis	7:30 p.m.
Wednesday	August 1	Portland at BLIZZARD	7:30 p.m.
		New York at Los Angeles	7:30 p.m.
		Edmonton at Seattle	7:30 p.m.
		Minnesota at Vancouver	8:00 p.m.
		California at San Jose	8:00 p.m.
		Tulsa at Dallas	8:00 p.m.
		Houston at Detroit	8:00 p.m.
		Tampa Bay at Washington	8:00 p.m.
		Rochester at Ft. Lauderdale	8:00 p.m.
		Atlanta at New England	8:00 p.m.
		San Diego at Philadelphia	7:30 p.m.
Friday	August 3	Houston at Edmonton	7:30 p.m.
		Dallas at Tampa Bay	8:00 p.m.
Saturday	August 4	Vancouver at Los Angeles	7:30 p.m.
		San Jose at California	7:30 p.m.
		Seattle at San Diego	7:30 p.m.
		Ft. Lauderdale at New England	8:00 p.m.
		Portland at Philadelphia	7:30 p.m.
Sunday	August 5	BLIZZARD at Washington (GLOBAL-TV)	2:30 p.m.
		Memphis at Atlanta	7:30 p.m.
		Chicago at Tulsa	8:00 p.m.
		New York at Rochester	8:00 p.m.
Tuesday	August 7	Seattle at Los Angeles	7:30 p.m.
		Rochester at Memphis	7:30 p.m.
Wednesday	August 8	San Jose at Vancouver	8:00 p.m.
		Edmonton at California	7:30 p.m.
		Portland at San Diego	7:30 p.m.
		Washington at Atlanta	7:30 p.m.
		New England at Dallas	8:00 p.m.
		Detroit at Minnesota	8:00 p.m.
		Ft. Lauderdale at Chicago (S)	7:30 p.m.
		Tulsa at Houston	8:00 p.m.
		Tampa Bay at New York	9:00 p.m.
Friday	August 10	Philadelphia at Ft. Lauderdale	8:00 p.m.
		New England at Rochester	8:00 p.m.
Saturday	August 11	Vancouver at Seattle	7:30 p.m.
		San Diego at San Jose	8:00 p.m.
		Atlanta at Chicago (W)	3:30 p.m.
Sunday	August 12	Philadelphia at BLIZZARD	7:30 p.m.
		Memphis at Minnesota	8:00 p.m.
		Tampa Bay at Detroit	7:30 p.m.
		Dallas at Houston	2:00 p.m.
		Washington at New York	7:30 p.m.
		Los Angeles at Portland	7:00 p.m.

*All Local Time

(S) = Soldier Field

(W) = Wrigley Field

NASL Alignment

National Conference

Eastern Division

Blizzard (Exhibition Stadium)
Rochester Lancers (Hollleder Stadium)
New York Cosmos (Giants Stadium)
Washington Diplomats (RFK Stadium)

Central Division

Minnesota Kicks (Metropolitan Stadium)
Tulsa Roughnecks (Skelly Stadium)
Atlanta Chiefs (Atlanta-Fulton County Stadium)
Dallas Tornado (Ownby Stadium)

Western Division

Vancouver Whitecaps (Empire Stadium)
Seattle Sounders (Kingdome)
Portland Timbers (Portland Civic Stadium)
Los Angeles Aztecs (Rose Bowl)

American Conference

Eastern Division

New England Tea Men (Schaefer Stadium)
Philadelphia Fury (Veterans Stadium)
Tampa Bay Rowdies (Tampa Stadium)
Ft. Lauderdale Strikers (Lockhart Stadium)

Central Division

Detroit Express (Pontiac Silverdome)
Chicago Sting (Wrigley/Soldier Field)
Memphis Rogues (Liberty Bowl)
Houston Hurricane (Astrodome)

Western Division

Edmonton Drillers (Commonwealth Stadium)
San Jose Earthquakes (Spartan Stadium)
California Surf (Anaheim Stadium)
San Diego Sockers (San Diego Stadium)

Playoff Structure

The playoff structure of the NASL reflects the size and competitive level of the League. Under the system, 16 teams will qualify—the top two in each division as well as two wildcards from each Conference. Wildcard teams will be entered solely on the basis of total points in the final standings.

1979 Playoff Dates

Tues.-Thurs.	Aug. 14-16	Conference Quarter-Finals (First Round)
Fri.-Mon.	Aug. 17-20	Conference Quarter-Finals (Second Round)
Tues.-Thurs.	Aug. 21-23	Conference Semi-Finals (First Round)
Fri.-Mon.	Aug. 24-27	Conference Semi-Finals (Second Round)
Tues.-Thurs.	Aug. 28-30	Conference Championships (First Round)
Fri.-Mon.	Aug. 31- Sept. 3	Conference Championships (Second Round)
Sat.	Sept. 8	Soccer Bowl-79, Giants Stadium, E. Rutherford, NJ

Playoffs will progress within Conferences to produce an American and National representative for the Soccer Bowl.

Following is the manner in which teams will qualify and be paired for the Conference Quarter-Finals:

American Conference

- A1-Division winner with most points
- A2-Division winner with 2nd most points
- A3-Division winner with fewest points
- A4-2nd place team with most points
- A5-2nd place team with 2nd most points
- A6-2nd place team with fewest points
- A7-Wildcard team with most points
- A8-Wildcard team with fewest points

National Conference

- N1-Division winner with most points
- N2-Division winner with 2nd most points
- N3-Division winner with fewest points
- N4-2nd place team with most points
- N5-2nd place team with 2nd most points
- N6-2nd place team with fewest points
- N7-Wildcard team with most points
- N8-Wildcard team with fewest points

Conference Quarter-Final Pairings

1st Round		2nd Round	
A1 at A8	N1 at N8	A8 at A1	N8 at N1
A2 at A7	N2 at N7	A7 at A2	N7 at N2
A3 at A6	N3 at N6	A6 at A3	N6 at N3
A4 at A5	N4 at N5	A5 at A4	N5 at N4

Home and home series will be played in the quarter-finals, semi-finals and conference championships. The first round of the semi-finals and conference championship series will have the team with the least points hosting the team with the most points. The team with the most points will host the second game of each series.

The NASL Championship, Soccer Bowl, is one game.

Formula for Breaking Standings Ties for Playoff Positions

An eight-step procedure is in use to determine the order of finish in regular season play and thus break any ties that may exist in the point total. The order of finish within a division is determined as follows:

- a. greatest number of points determined by the NASL point system
- b. greatest number of points; accrued by results only
(i.e., no bonus points)
- c. the greater goal difference (goals for minus goals against)
- d. the most outright wins (i.e., no overtime, no shootout wins)
- e. the greater number of goals scored
- f. procedures a thru c applied to road games only
- g. procedures a thru c applied to home games only
- h. coin toss

Roster and Citizenship Requirements

Rosters of NASL teams may not consist of any more than 30 players. In the first 17 players, a club may have no more than 11 non-citizens (minimum six citizens of the U.S. or Canada, regardless of the roster size).

A club may have an additional 13 players on its roster, providing a ratio of citizens as follows:

Roster Size	Minimum No. of Citizens	Maximum No. of Non-Citizens
17	6	11
18	7	11
19	8	11
20	8	12
21	9	12
22	10	12
23	10	13
24	11	13
25	12	13
26	12	14
27	13	14
28	14	14
29	15	14
30	16	14

Playing Roster

No more than 16 players may be selected for a game and entered on its line-up card.

No more than 11 of the 16 players may be non-citizens and no more than 9 non-citizens may be on the field at any one time.

The Americanization process will continue in the coming years. NASL owners adopted the following limits for non-No. Americans on the field in October of 1977:

Years	Maximum No. of Non-Citizens
1978-79	9
1980-81	8
1982-83	7
1984-85	6

1978 Final Regular Season NASL Standings*

National Conference

Eastern Division

	GP	W	L	GF	GA	BP	TP
New York	30	24	6	88	39	68	212
Washington	30	16	14	55	47	49	145
Toronto	30	16	14	58	47	48	144
Rochester	30	14	16	47	52	47	131

Central Division

Minnesota	30	17	13	58	43	54	156
Tulsa	30	15	15	49	46	42	132
Dallas	30	14	16	51	53	47	131
Colorado	30	8	22	34	66	33	81

Western Division

Vancouver	30	24	6	68	29	55	199
Portland	30	20	10	50	36	47	167
Seattle	30	15	15	50	45	48	138
Los Angeles	30	9	21	36	69	34	88

American Conference

Eastern Division

New England	30	19	11	62	39	51	165
Tampa Bay	30	18	12	63	48	57	165
Ft. Lauderdale	30	16	14	50	59	47	143
Philadelphia	30	12	18	40	58	39	111

Central Division

Detroit	30	20	10	68	36	56	176
Chicago	30	12	18	57	64	51	123
Memphis	30	10	20	43	58	41	101
Houston	30	10	20	37	61	36	96

Western Division

San Diego	30	18	12	63	56	56	164
California	30	13	17	43	49	37	115
Oakland	30	12	18	34	59	31	103
San Jose	30	8	22	36	81	35	83

GP — Games Played

L — Lost

GF — Goals For

BP — Bonus Points

GA — Goals Against

TP — Total Points

W — Won

*Total Points — Win — 6 Pts., Loss — 0 Pts.

Bonus points: one point is awarded for each goal scored up to a maximum of three per team per game.

NASL Standing Points System

Each winning team will be awarded six points toward its NASL season standings. No points will be given for a loss. Winners and losers will receive one point in the standings for each goal scored in a game with a maximum of three such bonus points awarded per team. Winning teams who score three or more goals in the game will receive nine points in the league standings. Losing teams can get no more than three points (for three or more goals) in the standings.

National Conference Statistics

Leading Scorers	GP	G	A	TP		
Giorgio Chinaglia, New York	30	34	11	79		
Kevin Hector, Vancouver	28	21	10	52		
Jeff Bourne, Dallas	30	21	8	50		
Alan Willey, Minnesota	30	21	3	45		
Ivan Lukacevic, Toronto	17	16	5	37		
Bob Lenarduzzi, Vancouver	29	10	17	37		
Vladislav Bogicevic, New York	30	10	17	37		
Paul Cannell, Washington	24	14	7	35		
Steve Hunt, New York	25	12	11	35		
Clyde Best, Portland	30	12	9	33		

Leading Goalkeepers*	GP	Min.	SV	GA	SH	GAA
Phil Parkes, Vancouver	29	2650	133	38	10	0.95
Erol Yasin, New York	22	1916	129	24	6	1.13
Mick Poole, Portland	30	2783	173	30	9	1.16
Zeljko Bilecki, Toronto	17	1550	122	23	6	1.34
Colin Boulton, Tulsa	29	2531	160	39	10	1.39
Tony Chursky, Seattle	28	2617	175	41	9	1.41
Bill Irwin, Washington	27	2362	178	39	5	1.49
Ken Cooper, Dallas	21	1905	89	35	3	1.65
Ratko Svilar, Rochester	16	1398	87	26	3	1.67
Geoff Barnett, Minnesota	19	1761	107	34	3	1.74
Arni Mausser, Colorado	28	2585	197	61	3	2.12

American Conference Statistics

Leading Scorers	GP	G	A	TP		
Mike Flanagan, New England	28	30	8	68		
Trevor Francis, Detroit	19	22	10	54		
Rodney Marsh, Tampa Bay	26	18	16	52		
Karl-Heinz Granitza, Chicago	22	19	9	47		
David Irving, Ft. Lauderdale	28	16	5	37		
Keith Furphy, Detroit	30	11	12	34		
David Robb, Tampa Bay	27	13	6	32		
Jean Willrich, San Diego	30	9	13	31		
Arno Steffenhagen, Chicago	12	13	3	29		
Walker McCall, San Diego	19	11	7	29		
David Bradford, Detroit	30	9	11	29		

Leading Goalkeepers*	GP	Min.	SV	GA	SH	GAA
Steve Hardwick, Detroit	30	2734	179	36	9	1.19
Kevin Keelan, New England	29	2621	158	36	7	1.24
Winston Dubose, Tampa Bay	15	1352	68	19	4	1.26
Dave Jokerst, California	17	1574	79	24	6	1.37
Keith Van Eron, Houston	19	1737	114	31	6	1.60
Alan Mayer, San Diego	30	2798	217	55	6	1.77
John Houska, Memphis	19	1725	88	35	4	1.83
Shep Messing, Oakland	25	2332	185	48	5	1.85
Keith MacRae, Philadelphia	23	1958	167	42	2	1.93
Mervyn Cawston, Chicago	23	2106	170	46	2	1.97
Mike Hewitt, San Jose	22	1976	159	48	6	2.19

GP — Games Played

G — Goals

A — Assists

TP — Total Points

Min. — Minutes

SV — Saves

GA — Goals Against

GAA — Goals Against Average

SH — Shutouts

*(Need 1350 minutes to qualify)

NASL Leading Scorers

	GP	G	A	TP
Giorgio Chinaglia, New York	30	34	11	79
Mike Flanagan, New England	28	30	8	68
Trevor Francis, Detroit	19	22	10	54
Kevin Hector, Vancouver	28	21	10	52
Rodney Marsh, Tampa Bay	26	18	16	52
Jeff Bourne, Dallas	30	21	8	50
Karl-Heinz Granitza, Chicago	22	19	9	47
Alan Willey, Minnesota	30	21	3	45
Ivan Lukacevic, Toronto	17	16	5	37
David Irving, Ft. Lauderdale	28	16	5	37
Bob Lenarduzzi, Vancouver	29	10	17	37
Vladislav Bogicevic, New York	30	10	17	37

NASL Leading Goalkeepers*

	GP	Min.	SV	GA	SH	GAA
Phil Parkes, Vancouver	29	2650	133	28	10	0.95
Erol Yasin, New York	22	1916	129	24	6	1.13
Mick Poole, Portland	30	2783	173	36	9	1.16
Steve Hardwick, Detroit	30	2734	179	36	9	1.19
Kevin Keelan, New England	29	2621	158	36	7	1.24
Winston Dubose, Tampa Bay	15	1352	68	19	4	1.26
Zeljko Bilecki, Toronto	17	1550	122	23	6	1.34
Dave Jokerst, California	17	1574	79	24	6	1.37
Colin Boulton, Tulsa	29	2531	160	39	10	1.39
Tony Chursky, Seattle	28	2617	175	41	9	1.41
Bill Irwin, Washington	27	2362	178	39	5	1.49
Keith Van Eron, Houston	19	1737	114	31	6	1.60

GP — Games Played

G — Goals

A — Assists

TP — Total Points

Min. — Minutes

SV — Saves

GA — Goals Against

GAA — Goals Against Average

SH — Shutouts

*(Need 1350 minutes to qualify)

Playoff Results

Soccer Bowl-78

August 27 at New York — New York 3, Tampa Bay 1 (74,901)

Conference Championships

American Conference

August 20 at Ft. Lauderdale — Ft. Lauderdale 3, Tampa 2 (16,286)

August 23 at Tampa — Tampa 3, Ft. Lauderdale 1 (37,249)
Tampa Bay 1, Ft. Lauderdale 0 (SO)

National Conference

August 18 at Portland — New York 1, Portland 0 (24,515)

August 23 at New York — New York 5, Portland 0 (65,287)

Conference Semi-Finals

August 12 at Portland — Portland 1, Vancouver 0 (16,437)

August 16 at Vancouver — Portland 2, Vancouver 1 (32,266)

August 13 at Ft. Lauderdale — Ft. Lauderdale 4, Detroit 3 (SO)
(11,517)

August 16 at Detroit — Detroit 1, Ft. Lauderdale 0 (32,319)
Ft. Lauderdale 1, Detroit 0 (OT)

August 14 at San Diego — Tampa 1, San Diego 0 (8,014)

August 16 at Tampa — San Diego 2, Tampa 1 (32,495)
Tampa 1, San Diego 0 (OT)

August 14 at Minnesota — Minnesota 9, New York 2 (45,863)

August 16 at New York — New York 4, Minnesota 0 (60,199)
New York 1, Minnesota 0 (SO)

First Round

August 8 at San Diego — San Diego 2, California 1 (6,238)

August 8 at Tampa Bay — Tampa Bay 3, Chicago 1 (26,596)

August 8 at Detroit — Detroit 1, Philadelphia 0 (22,456)


August 9 at Vancouver — Vancouver 4, Toronto 0 (30,811)

August 9 at New York — New York 5, Seattle 2 (47,780)

August 9 at Portland — Portland 2, Washington 1 (OT) (14,230)

August 9 at New England — Ft. Lauderdale 3, New England 1 (18,672)

August 10 at Minnesota — Minnesota 3, Tulsa 1 (36,478)



NASL History

The North American Soccer League begins the 1979 season with anticipation of continued growth in prominence and popularity as one of North America's major sports. The basis for this optimism stems from the ongoing enthusiastic support shown by the fans, the media and the business communities — total attendance has risen annually, the League has a network television contract with ABC, and marketing and business concerns are taking part in the biggest soccer explosion North America has ever seen.

In recent years, skyrocketing attendance figures bear this growth out as over 5.3 million fans watched NASL games in 1978, a healthy 47% increase over 1977's total. This figure includes the record Soccer Bowl-78 crowd of 74,901 who watched the New York Cosmos defeat the Tampa Bay Rowdies 3-1 to become the first team in NASL history to win consecutive League Championships.

The expanded 24-team League was arranged in a new conference alignment for 1978, which created important regional and national rivalries. The playoff format was revised, and as a result every game during the regular season had a bearing on the playoff picture.

During the off-season major corporate involvement in the soccer boom was prominent with the purchase of the Washington Diplomats by Madison Square Garden and the acquisition by Global Television Network of the Toronto franchise. They join Warner Communications and Lipton Tea as corporate owners of NASL clubs, the Cosmos and Tea Men respectively.

The success that soccer now enjoys in North America is what the United Soccer Association and the National Professional Soccer League had in mind when they introduced soccer here in 1967. These two competing leagues used different philosophies to achieve a common goal. The USA imported entire teams to represent their 12 franchise cities and the NPSL relied on recruiting domestic and foreign players for their 12 teams. However, the professional sports world then proved too small for two competing leagues and a merger in 1968 created the North American Soccer League.

The NASL had 17 clubs that season in a two conference structure, the winners of each conference title meeting for the championship. The Atlanta Chiefs bested the San Diego Toros in the two-game, total goal series by scores of 0-0 and 3-0, becoming the first NASL champions.

A partial collapse of the League after the 1968 season nearly meant the demise of the NASL. Atlanta, Baltimore, Dallas, Kansas City and St. Louis remained to play a 16 game schedule, however, in 1969 the Kansas City Spurs edged the Atlanta Chiefs by one point in the final standings to capture the League crown and ruin the Chiefs' bid to repeat as champions.

Two new entries in the NASL were the Rochester Lancers and the Washington Darts, while the Baltimore Bays left the League, bringing the number of teams to play the 1970 season up to six. It was these two new franchises that played for the championship, Rochester winning the two game set 4-3 on aggregate goals scored.

The Dallas Tornado fashioned the NASL's first Cinderella story as this previously unsuccessful team marched through the playoffs, beating the defending Champion Rochester Lancers and disposing of the Atlanta Chiefs for the 1971 NASL title. Along the way, the Ron Newman-coached Tornado played three overtime games, including a 2-1 win in the longest playoff game in NASL history, 176 minutes against the Lancers. The 1971 season also saw the arrival of three new teams and the departure of one: the Kansas City team dropped out while the Montreal Olympics, the New York Cosmos and the Toronto Metros came into existence.

The League remained with eight members in 1972, with one franchise shift as the Washington Darts moved to Miami. The New York Cosmos and St. Louis Stars won their respective division titles, and after a single elimination semi-final game they played for the Championship. Joe Jelinek's goal from the penalty spot at 86:00 was the margin of victory as the Cosmos became the fifth team in as many years to wear the NASL crown.

NASL History (Continued)

The 1973 season was an important one in the North Americanization of the NASL. The leading scorer was Kyle Rote, who collected 30 points playing for his hometown Dallas Tornado team. The expansion Philadelphia Atoms surprised the League when they emerged as champions. Sporting a line-up dominated by Americans, coach Al Miller's Atoms swept through the playoffs unscored upon.

The expansion to the West coast for the 1974 season gave the League a true North American image in areas that proved to be fast-growing hotbeds for soccer. The additions were in Denver, Los Angeles, San Jose, Seattle and Vancouver. In the East, Baltimore and Boston brought the number of NASL teams to fifteen. Attendance surpassed the million mark, including the 15,507 who were on hand at the Orange Bowl for the championship game between the Miami Toros and the Los Angeles Aztecs. The expansion Aztecs won the game in a penalty kick tiebreaker after tying the contest in the final three minutes.

The 1975 expansion was in three dimensions: the Chicago, Hartford, Portland, San Antonio and Tampa Bay franchises were established, NASL Marketing, Inc. was formed and an indoor season was played as an experiment. The indoor schedule lasted from January to mid-March with the San Jose Earthquakes winning the title 8-5 over the Tampa Bay Rowdies. In the outdoor season, those same Rowdies played for the championship in Soccer Bowl-75. The Portland Timbers provided the opposition and the Rowdies were 2-0 winners, becoming the fourth expansion team to win the NASL's top honour.

Besides the expansion at the playing and business ends of the League, the 1975 season's most significant addition was the signing by the New York Cosmos of Pele. The Brazilian superstar gave soccer a needed respect and credibility in North America, setting attendance records wherever he played.

In 1976, other stars joined Pele in the NASL: Bobby Moore, Rodney Marsh, George Best, and Giorgio Chinaglia. The fans responded by coming to the games in bigger numbers as the League average rose to 10,000.

Two teams found new homes for the 1976 season. The Denver team moved and became the successful Minnesota Kicks, and Baltimore went West as the San Diego Jaws.

There was an indoor season again, and the Tampa Bay Rowdies won the title over the Rochester Lancers. Soccer Bowl-76 was played by the Atlantic Conference Champion Toronto Metros and the Pacific Conference Champion Minnesota Kicks, Toronto winning, 3-0.

The NASL was an 18-team League in 1977 with the departure of Philadelphia and Boston, and three teams were relocated: Miami to Ft. Lauderdale, San Diego to Las Vegas and San Antonio to Hawaii. Pele's last competitive season was 1977, and for the Cosmos and the League it was a memorable one. The Cosmos won the NASL Championship over the young and talented Seattle Sounders, and the sport enjoyed a national prominence not before seen. Attendance records were set all over the League, young, homegrown players like Jim McAlister and Glenn Myernick came into the spotlight, and Franz Beckenbauer and Carlos Alberto arrived to make their contribution to a sport that finally had a foothold in North America.

On the heels of the successful 1977 season, the NASL forged ahead with a large expansion plan, making the League North America's third biggest. New franchises were awarded in Colorado, Detroit, Houston, Memphis, New England and Philadelphia, four teams moved to new sites in Anaheim, Oakland, San Diego and Tulsa.

Traditionally, expansion teams do well in the NASL, and 1978 was no exception as Detroit and New England came in first in their respective divisions. San Diego captured the other top spot in the American Conference, and Minnesota, New York and Vancouver were division titlists in the National Conference. At playoff time, however, it was the Tampa Bay Rowdies and the New York Cosmos emerging as Conference Champions to do battle in Soccer Bowl-78. The Cosmos won the NASL crown for the third time in seven years, their triumph sparked by two goals by Dennis Tueart.

The upward trend in attendance over the last seven years continued as the League average rose to over 14,000, and of the top ten NASL attendances of all time, six were established in 1978.

For 1979, the Atlanta Chiefs rejoin the NASL (moved from Colorado) and a third Canadian franchise has been added in Edmonton (moved from Oakland). Business and commercial involvement is at a new high, and overall the League looks forward with enthusiasm for continued growth and stability for the coming season, the NASL's thirteenth in existence.

NASL Directory

North American Soccer League

1133 Avenue of Americas — Suite 3500

New York, New York 10036

(212) 575-0066

Commissioner: Phil Woosnam

Director of Operations: Ted Howard

Director of Public Relations: Jim Trecker (201-967-0635)

Assistant Director of Public Relations: Amy Oakley (201-679-2127)



Atlanta Chiefs

P.O. Box 5015

Atlanta, Georgia 30302

c/o Dick Cecil

(404) 577-5425

Director of Operations: Terry Hanson

Head Coach: Dan Wood

Director of Public Relations: Mike Oglesby

Marketing: Ken Small



California Surf

P.O. Box 4449

Anaheim, Calif. 92803

(714) 634-8326

General Manager: Paul Deese

Head Coach: John Sewell

Director of Public Relations: Lolly Keys

Marketing: Stephen Jahn



Chicago Sting

Suite 1525 — 333 North Michigan Avenue

Chicago, Illinois 60601

(312) 558-5425

General Manager: Jim Walker

Head Coach: Willy Roy

Director of Public Relations: Jerry Epstein

Marketing: Steve Neulander



Dallas Tornado

6166 North Central Expressway

Dallas, Texas 75206

(214) 750-0900

General Manager: Fred Hoster

Head Coach: Al Miller

Director of Public Relations: Paul Ridings Jr.

Marketing: Bill Burns



Detroit Express

Pontiac Silverdome

1200 Featherstone Road

Pontiac, Michigan 48057

(313) 338-9100

Director of Operations: Glyn Carver

General Manager: Roger Faulkner

Head Coach: Ken Furphy

Director of Public Relations: Steve Unger

Marketing: Rick Morgan



Edmonton Drillers

10039 Jasper Avenue, 2nd Floor,

Edmonton, Alberta, Canada T5J 1T4

(403) 428-8989

General Manager: Doug Wenschlag

Head Coach: Hans Kraay

Director of Public Relations: John Short

Marketing: (403) 428-8989



Ft. Lauderdale Strikers

1350 North East 56th St.

Fort Lauderdale, Florida 33334

(305) 491-5140

General Manager: Beau Rogers

Head Coach: Ron Newman

Director of Public Relations: Andy Furman

Marketing: Pat Pepper



Houston Hurricane

P.O. Box 27229
Houston, Texas 77027
(713) 960-8326

General Manager: Hans von Mende
Head Coach: Timo Liekoski
Director of Public Relations: Diane Olson
Marketing: Jack Stanfield

**Los Angeles Aztecs**

777 Rose Bowl Drive
Pasadena, Calif. 91103
(213) 681-6336

General Manager: Ted Podleski
Head Coach: Rinus Michels
Director of Public Relations: Shep Goldberg
Marketing: Mike Hope

**Memphis Rogues**

2200 Union Ave.
Memphis, TN 38104
(901) 274-7861

General Manager: Rudi Schiffer
Head Coach: Eddie McCreadie
Director of Public Relations: Hal Downing
Marketing: Kevin Card

**Minnesota Kicks**

7200 France Ave. So.
Minneapolis, Minn. 55435
(612) 831-8871

General Manager: Freddie Goodwin
Head Coach: Roy McCrohan
Director of Public Relations: Dave Ferroni
Marketing: Jim Liegl

**New England Tea Men**

34 Mechanic Street
Foxboro, Mass. 02035
(617) 543-6100

General Manager: Bob Keating
Head Coach: Noel Cantwell
Director of Public Relations: Vince Casey
Marketing: Norm Fitzgerald

**New York Cosmos**

75 Rockefeller Plaza
New York, N.Y. 10019
(212) 265-7315

General Manager: Krikor Yepremian
Head Coach: Eddie Firmani
Director of Public Relations: Chuck Adams
Marketing: Dominic Flora

**Philadelphia Fury**

Veterans Stadium
Broad St. & Pattison Ave.
Philadelphia, PA. 19148
(215) 755-5400

General Manager: Bob Ehlinger
Head Coach: Marko Valok
Director of Public Relations: Thomas Meredith
Marketing: Mike Bayer

**Portland Timbers**

Suite 101 D
10151 Barbur Blvd.
Portland, Oregon 97219
(503) 245-6464

General Manager: Kent Kramer
Head Coach: Don Megson
Director of Public Relations: John Hahn



Rochester Lancers

812 Wilder Building
 Rochester, N.Y. 14614
 (716) 232-2420
General Manager: Harry Abraham
Head Coach: Don Popovic
Director of Public Relations: Wayne Fuller
Marketing: Ken Dewey

**San Diego Sockers**

San Diego Stadium
 9449 Friars Road
 San Diego, Calif. 92108
 (714) 280-4625
General Manager: Marvin Milkes
Head Coach: Hubert Vogelsinger
Director of Public Relations: Bill Hanson
Marketing: Allan Meyer

**San Jose Earthquakes**

Suite 272
 2025 Gateway Place
 San Jose, Calif. 95110
 (408) 998-5425
General Manager: Ben Reichmuth
Head Coach: Terry Fisher
Director of Public Relations: Steve des Georges
Marketing: Gene Fasano

**Seattle Sounders**

300 Metropole Building
 Seattle, Washington 98104
 (206) 628-3551
General Manager: Jack Daley
Head Coach: Jim Gabriel
Director of Public Relations: Keith Askenasi
Marketing: Chuck Scott

**Tampa Bay Rowdies**

Suite 109
 1311 North West Shore Blvd.
 Tampa, Fla. 33607
 (813) 870-1122
General Manager: Chas. Serednesky
Head Coach: Gordon Jago
Director of Public Relations: Marcia Schallert
Marketing: Marty Rotberg

**Tulsa Roughnecks**


P.O.B. 35190
 Tulsa, Oklahoma 74135
 (918) 494-4625
General Manager: Noel Lemon
Head Coach: Alan Hinton
Director of Public Relations: Bob Carpenter
Marketing: Phyllann Stansbarger

**Vancouver Whitecaps**

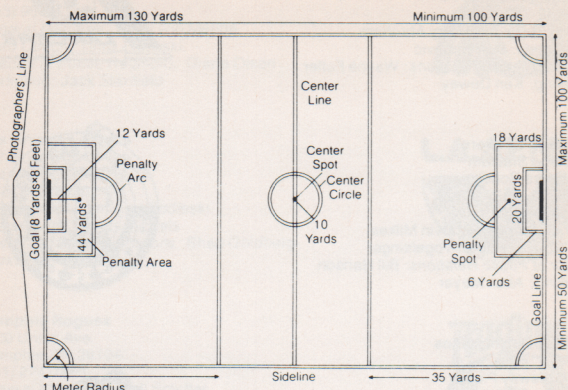
Suite 110
 885 Dunsmuir Street
 Vancouver, B.C. Canada V6C 1N5
 (604) 682-0311
General Manager: John Best
Head Coach: Tony Waiters
Director of Public Relations: Josh Keller
Marketing: Don Rogelstad

**Washington Diplomats**

RFK Stadium
 E. Capitol Sts. & 22nd N.E.
 Washington, D.C. 20003
 (202) 544-5425
General Manager: John Carbray
Head Coach: Gordon Bradley
Director of Public Relations: Steve Rankin
Marketing: Andrew Dolich



Condensed Rules of Soccer



Rule 1 – The Field of Play. (Diagram above).

Rule 2 – The Ball (NASL approved Ball – Adidas) circumference 27"-28", weight 14 oz.-16 oz.

Rule 3 – Number of Players. Each team consists of 11 players, one of whom must be the goalkeeper. A maximum of three substitutes may be used.

Rule 4 – Player Equipment. Consists of a shirt, shorts, stockings and shoes. Goalkeeper must wear colors which distinguish him from the other players.

Rule 5 – Referees. One referee is appointed for each match. He is responsible for control of the game and his decisions are final.

Rule 6 – Linesmen. Two linesmen assist the referee by indicating offside, when the ball is out of play, and which team is entitled to the corner kick or throw in.

Rule 7 – Duration of the Game. Shall be two equal periods of 45 minutes unless otherwise agreed upon.

Note: See NASL Tiebreaker Procedure

Rule 8 – The Start of Play. A flip of coin decides which team will kick off. Each team must stay on its own half of the field and the defending players must be at least 10 yards from the ball until it is kicked.

After the goal the team scored upon will kick off. After halftime the teams change ends and the kickoff will be taken by the opposite team to that which started the game. A goal cannot be scored directly from a kickoff.

Rule 9 – Ball In and Out of Play. The ball is out of play when (a) it has wholly crossed the goal line or touchline, whether on the ground or in the air, or (b) when the game has been stopped by the referee.

Rule 10 – Method of Scoring. A goal is scored when the whole of the ball has passed over the goal line, between the goal posts and under the cross bar.

Rule 11 – Offside. A player is offside if he is nearer his opponents' goal line than the ball at the moment the ball is played unless, (a) he is in his own half of the field of play, (b) there are two of his opponents nearer to their own goal line than he is, (c) the ball last touched an opponent or was last played by him or (d) he receives the ball directly from a goal kick, a corner kick, a throw-in, or when it was dropped by the referee.

Note: This is the Traditional Rule. However, in 1973 the NASL introduced a "Blue Line" concept with a line drawn the width of the field 35 yards from each goal (see diagram). Under the new rule an attacking player is not offside until he is within 35 yards of his opponents' goal rather than midfield, as under the Traditional Rule.

Rule 12 — Fouls and Misconduct. A player who intentionally attempts to or actually: (a) kicks, (b) trips, (c) jumps at, (d) charges violently, (e) charges from behind, (f) strikes, (g) holds or (h) pushes an opponent, or (i) intentionally handles the ball shall be penalized by a direct free kick. Any one of these nine offenses committed in the penalty area by a defender will result in a penalty kick awarded the offensive team.

A player committing less flagrant violations such as offside, dangerous plays, obstruction or ungentlemanly conduct will be penalized by an indirect free kick.

Rule 13 — Free Kicks. Are classified into two categories: "Direct" (from which a goal can be scored directly against the offending side) and "Indirect" (from which a goal cannot be scored unless the ball has been touched by a player other than the kicker before entering the goal).

For all free kicks the offending team must be at least 10 yards from the ball until it is kicked.

Rule 14 — Penalty Kick. A direct free kick taken at the penalty mark. All players except the player taking the kick and the goalkeeper must stay outside the penalty area and at least 10 yards from the ball (hence the arc at edge of penalty area).

Rule 15 — Throw In. When the ball has wholly crossed the touchline it is put back into play by a throw in from the spot where it went out and by a player from the opposite team that last touched it. A goal cannot be scored directly from a throw in.

Rule 16 — Goal Kick. When the ball has wholly crossed the goal line after being last touched by a player from the attacking team, it is put back into play by a kick from the goal area by the defending team.

Rule 17 — Corner Kick. When the ball has wholly crossed the goal line after being last touched by a player from the defending team, it is put back into play by a kick from the corner on the side the ball went out by the attacking team.

Glossary of Soccer Terms

Center — to pass the ball from a wide position on the field into the penalty area.

Charging — pushing the opponent off balance legally by shoulder to shoulder contact.

Clear — a throw or kick by the goalkeeper or a kick by the defender in an attempt to get the ball away from the goal area.

Cross — same type of pass as center.

Defender — primarily a defensive player who assists the goalkeeper in protecting the goal.

Dribble — a way of advancing the ball past defenders by a series of short taps with one or both feet.

Forward — primarily an attacking player whose responsibility is to create and score goals.

Goalkeeper — the last line of defense. The only player who can use his hands within the field of play. He is limited to using his hands only within the penalty area.

Half-Volley — kicking the ball just as it is rebounding off the ground.

Hands — illegal act of *intentionally* touching the ball with the hands or arms.

Heading — a method of scoring, passing and controlling the ball by making contact with the head.

Linkman — another name for midfielder.

Lob — a high, soft kick taken on the volley, lifting the ball over the heads of the opponents.

Marking — guarding an opponent.

Midfielder — both an offensive and defensive player who is primarily responsible for linking the forwards and defenders.

Obstructing — preventing the opponent from going around a player by standing in his path.

Overlap — the attacking play of a defender going down the touchline past his own winger.

Pitch — another name for the field of play.

Save — the goalkeeper stopping an attempted goal by catching or deflecting the ball away from the goal.

Screen — retaining possession and protecting the ball by keeping your body between the ball and opponent.

Shootout — the tie-breaking procedure used in NASL games when teams are tied after playing two sudden death overtime periods. Teams take five alternating shootout attempts at opposing goalkeepers in a one-on-one situation.

Sliding Tackle — attempting to take the ball away from the opponent by sliding on the ground.

Striker — a central forward position in the team with a major responsibility for scoring goals.

Sweeper — a defender who roams either in front of or behind the defender line to pick up stray passes.

Tackling — attempting to or taking the ball away from an opponent when both players are playing the ball with their feet.

Trap — controlling a ball passed close to the player by means of the feet, thighs or chest.

Volley — kicking the ball while it is in flight.

Wall Pass — a pass to a teammate followed by a first time return pass on the other side of the opponent (give and go).

Wing — an area of the field near the touchline.

Winger — name given to the right and left outside forwards.

4-3-3 — the player formation most used today (a goalkeeper, four defenders, three midfielders, three forwards).

4-2-4 — most used alternative formation to the 4-3-3 (a goalkeeper, four defenders, two midfielders and four forwards).

NASL Tie Breaker Procedure/ The Shootout

NASL games which are tied at the end of regulation play will be extended by 15 minutes of "sudden death" overtime (two 7½-minute periods). A flip of the coin will decide which team will kick off. The first team to score a goal, either from the field or by a penalty kick, wins the game.

If the game remains tied at the end of the second overtime period, the outcome will be decided by The Shootout which involves players on each team challenging the opposing goalkeeper in a one-on-one situation.

The visiting team will kick first and each team will take five chances in alternate order. Attacking players will start with the ball on the 35-yard line and must take their shot within five seconds. Goalkeepers have no movement restrictions within the five-second period in accordance with normal rules of play.

The kicks shall be ended when one team has achieved an insurmountable advantage, such as scoring on its first three kicks while their opponents miss their first three.

If the teams remain tied after the prescribed five attempts, they shall continue to take alternate kicks until one has scored more than the other after an equal number of attempts. Only players in the game at the end of the overtime period shall be eligible to take such kicks. Goalkeepers shall not take kicks. No player may take a second kick until all other eligible members of his team have done so, at which time they shall continue in any order the team may wish, i.e., they do not have to kick in the same rotation.

Toronto Media List

NEWSPAPERS

Toronto Star
1 Yonge Street,
Toronto Ontario M5E 1E6
(416) 367-2312

Toronto Sun
333 King Street East,
Toronto, Ontario M5A 3X5
(416) 868-2266

Globe and Mail
444 Front Street West,
Toronto, Ontario M5V 2S9
(416) 361-5333

Hamilton Spectator
444 Frid Street,
Hamilton, Ontario L8N 3G3
(416) 526-3333

Ken McKee, Sports Editor
Milt Dunnell
Jim Proudfoot
Jim Kernaghan

George Gross, Sports Editor
Bruce O'Neill
Trent Frayne
John Iaboni

Jim Vipond, Sports Editor
Allen Abel
Scott Young
Jeffrey Labow

Larry Sicinski, Sports Editor

WIRE SERVICES

Canadian Press
36 King Street East,
Toronto, Ontario M5C 1E5
(416) 364-0321

United Press Canada
366 Adelaide Street East,
Toronto, Ontario M5A 1N4
(416) 364-6757

Ian MacLaine, Sports Editor

Bob McConachie, Bureau Manager
David Tucker

TELEVISION

Global
81 Barber Greene Road,
Don Mills, Ontario M3C 2A2
(416) 446-5469

CBLT
372 Jarvis Street,
Box 500, Station A
Toronto, Ontario M5W 1E6
(416) 925-3311

CITY
99 Queen Street East,
Toronto, Ontario M5C 2M1
(416) 867-7979

CFTO
9 Channel Nine Court,
Agincourt, Ontario M4A 2M9
(416) 291-9111

CHCH
163 Jackson Street West,
Hamilton, Ontario L8N 3A6
(416) 522-1101

Mike Anscombe, Sports Director
Bill Bird
Vic Rauter

Brian Williams, Sports Director
Steve Cooney

Dave Reynolds, Sports Director
Debbie Vankiekebelt

Pat Marsden, Sports Director
Fergie Oliver
Dan Matheson

Norm Marshall, Sports Director
Kathy Renwall

RADIO

CFRB
2 St. Clair Avenue West,
Toronto, Ontario M4V 1L6
(416) 924-5711

CBC
509 Parliament Street,
Toronto, Ontario M4W 1E6
(416) 925-2210

CFTR, CHFI
25 Adelaide Street East,
Toronto, Ontario M5C 1H3
(416) 864-2000

CKEY
1 Yonge Street,
Toronto, Ontario M5E 1G1
(416) 361-1281

CHUM-AM
CHUM-FM
1331 Yonge Street,
Toronto, Ontario M4T 1Y1
(416) 925-6666

CHIN
637 College Street,
Toronto, Ontario M6G 1B6
(416) 531-9991

CFGM
10254 Yonge Street North,
Richmond Hill, Ontario L4C 3B7
(416) 961-1320

CKFM-FM
24 St. Clair Avenue West,
Toronto, Ontario M4V 1L4
(416) 922-9999

Bill Stephenson, Sports Director
Dave Hodge
Fred Locking
Doug Beeforth

John Badham
George Duffield Sports Directors

John Hinnen, Sports Director
John Wilson

Jim Hunt, Sports Director
Brad Diamond
Abe Hefter

Brian Henderson, Sports Director
Rick Hodge, Sports Director

Alfonso Ciasca, Sports Director

Dwight Smith, Sports Director
Rick Briggs

Murray Eldon, Sports Director

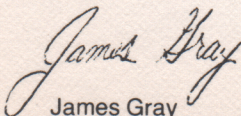
Media Message

A Blizzard working credential is issued to an organization for the sole purpose of providing stadium access to an accredited individual who has a legitimate working function (media or game service) in connection with the Blizzard.

Please enter Exhibition Stadium through the unmarked pass door next to gate three, or through gate nine.


It will be an exciting North American Soccer League season, and the Blizzard will endeavour to make your working conditions as efficient and pleasant as possible.

See you down at the stadium.



James Gray
Director of Public Relations

One for your home team.



One for your visitors.



Molson Pleasure Pack.
12 Export Ale. 12 Canadian Lager.
In every case, two great tastes.